

AMERICAN CRAFTSMAN WINDOWS SILVER LINE WINDOWS AND DOORS

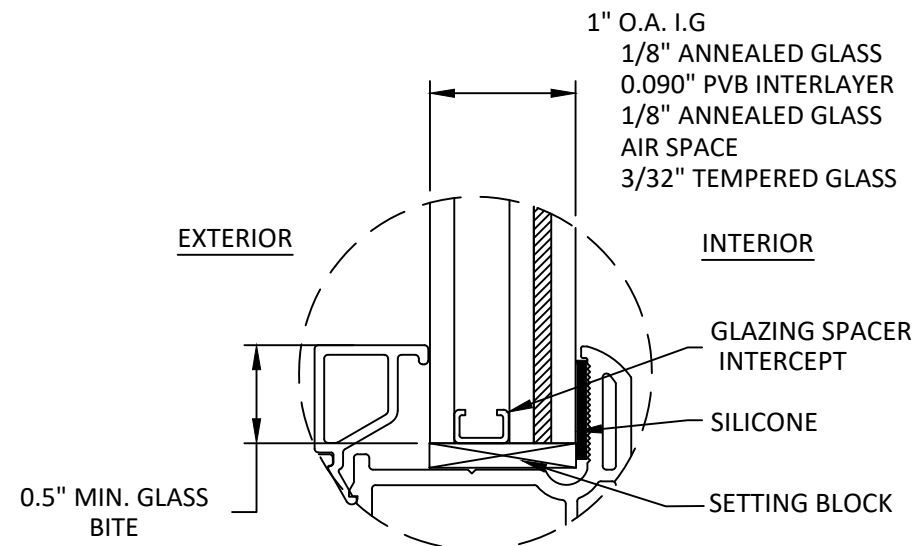
70 SERIES/V3 SERIES/(5800) GLIDING PATIO DOORS (HVHZ)(IMPACT)

GENERAL NOTES:

- THE PRODUCT SHOWN HEREIN IS DESIGNED AND MANUFACTURED TO COMPLY WITH THE CURRENT EDITION FLORIDA BUILDING CODE (FBC), INCLUDING HVHZ AND HAS BEEN EVALUATED ACCORDING TO THE FOLLOWING:
 - TAS 201-94
 - TAS 202-94
 - TAS 203-94
- ADEQUACY OF THE EXISTING STRUCTURAL CONCRETE/MASONRY, 2X FRAMING, AND METAL FRAMING AS A MAIN WIND FORCE RESISTING SYSTEM CAPABLE OF WITHSTANDING AND TRANSFERRING APPLIED PRODUCT LOADS TO THE FOUNDATION IS THE RESPONSIBILITY OF THE ENGINEER OR ARCHITECT OF RECORD FOR THE PROJECT OF INSTALLATION.
- 1X AND 2X BUCKS (WHEN USED) SHALL BE DESIGNED AND ANCHORED TO PROPERLY TRANSFER ALL LOADS TO THE STRUCTURE. BUCK DESIGN AND INSTALLATION IS THE RESPONSIBILITY OF THE ENGINEER OR ARCHITECT OF RECORD FOR THE PROJECT OF INSTALLATION.
- THE INSTALLATION DETAILS DESCRIBED HEREIN ARE GENERIC AND MAY NOT REFLECT ACTUAL CONDITIONS FOR A SPECIFIC SITE. IF SITE CONDITIONS CAUSE INSTALLATION TO DEVIATE FROM THE REQUIREMENTS DETAILED HEREIN, A LICENSED ENGINEER OR ARCHITECT SHALL PREPARE SITE SPECIFIC DOCUMENTS FOR USE WITH THIS DOCUMENT IN NON-HVHZ AREAS. IN HVHZ AREAS, ONE TIME PRODUCT APPROVAL TO BE OBTAINED FROM MIAMI-DADE RER OR AHJ.
- APPROVED IMPACT PROTECTIVE SYSTEM **IS NOT REQUIRED** ON THIS PRODUCT IN AREAS REQUIRING IMPACT RESISTANCE.
- WINDOW FRAME MATERIAL: PVC
- GLASS MEETS THE REQUIREMENTS OF ASTM E 1300 GLASS CHARTS. SEE SHEET 1 FOR GLAZING DETAILS.

DESIGN PRESSURE TABLE			
SIZE	CONFIGURATION	DESIGN PRESSURE	MISSILE IMPACT RATING
71.625" X 80.0"	XO	+50/-50 PSF	LARGE MISSILE

TABLE OF CONTENTS		
SHEET	REVISION	SHEET DESCRIPTION
1	B	GENERAL NOTES & GLAZING DETAILS
2	B	ELEVATIONS & ANCHOR LAYOUTS
3	B	VERTICAL SECTIONS
4	B	HORIZONTAL SECTIONS
5	B	ANCHOR DETAIL & SCHEDULE & INSTALLATION NOTES
6	B	COMPONENTS & BILL OF MATERIALS



GLAZING DETAIL 1

GLAZING NOTE:

- GLASS THICKNESS AND TYPE SHALL COMPLY WITH ASTM E-1300 GLASS CHARTS REQUIREMENT

AMERICAN CRAFTSMAN WINDOWS
SILVER LINE WINDOWS AND DOORS

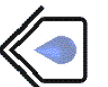
ONE SILVERLINE DRIVE
NORTH BRUNSWICK, NJ 08902
PH: (888)-741-0354

TITLE: 70 SERIES/V3 SERIES/(5800)
GLIDING PATIO DOORS
(HVHZ)(IMPACT)

GENERAL AND GLAZING DETAIL


PREPARED BY:

BUILDING DROPS, INC.
398 E. DANIA BEACH BLVD., STE. 338
DANIA BEACH, FL 33004
PH: (954)399-8478
FAX: (954)744-4738
WEB: www.buildingdrops.com



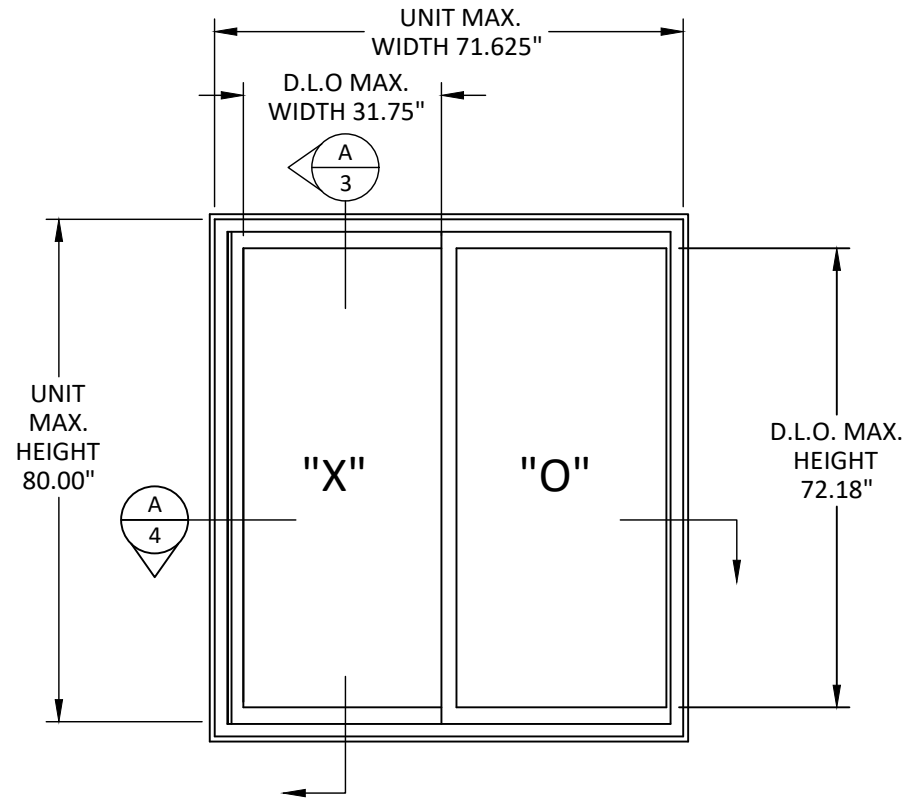
REMARKS	BY	DATE
6TH FBC EDITION	FM	10/17
7TH FBC EDITION	LH	10/20

THE INSTALLATION DETAILS DESCRIBED HEREIN ARE GENERIC AND MAY NOT REFLECT ACTUAL CONDITIONS FOR A SPECIFIC SITE. IF SITE CONDITIONS CAUSE INSTALLATION TO DEVIATE FROM THE REQUIREMENTS DETAILED HEREIN, A LICENSED ENGINEER OR ARCHITECT SHALL PREPARE SITE SPECIFIC DOCUMENTS FOR USE WITH THIS DOCUMENT.

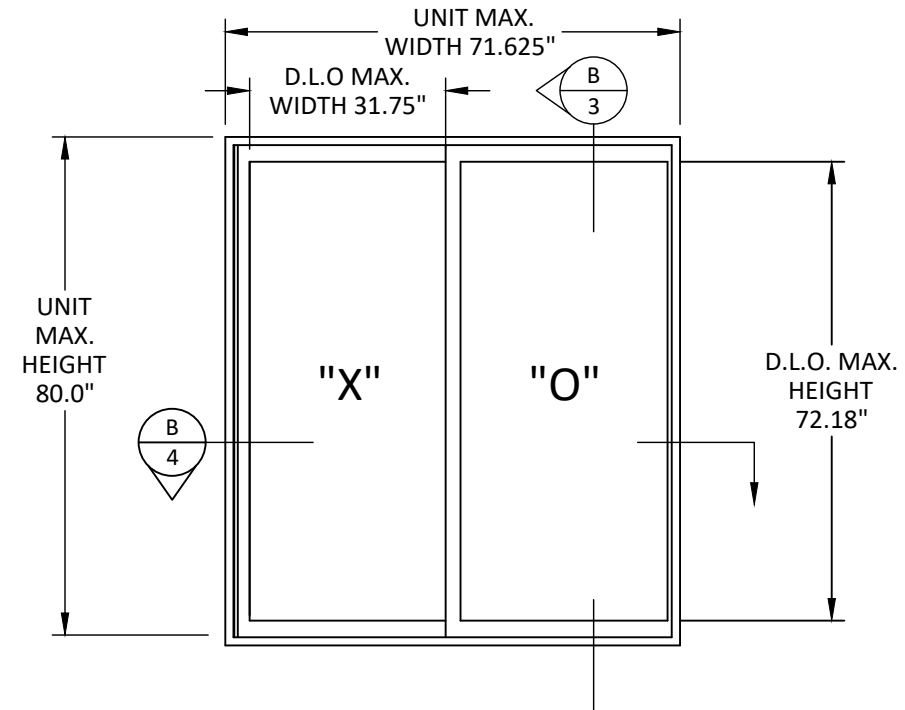


FL #:	FL 14998
DATE:	09.28.17
DWG. BY:	CL
CHK. BY:	HFN
SCALE:	NTS
DWG. #:	SWD040

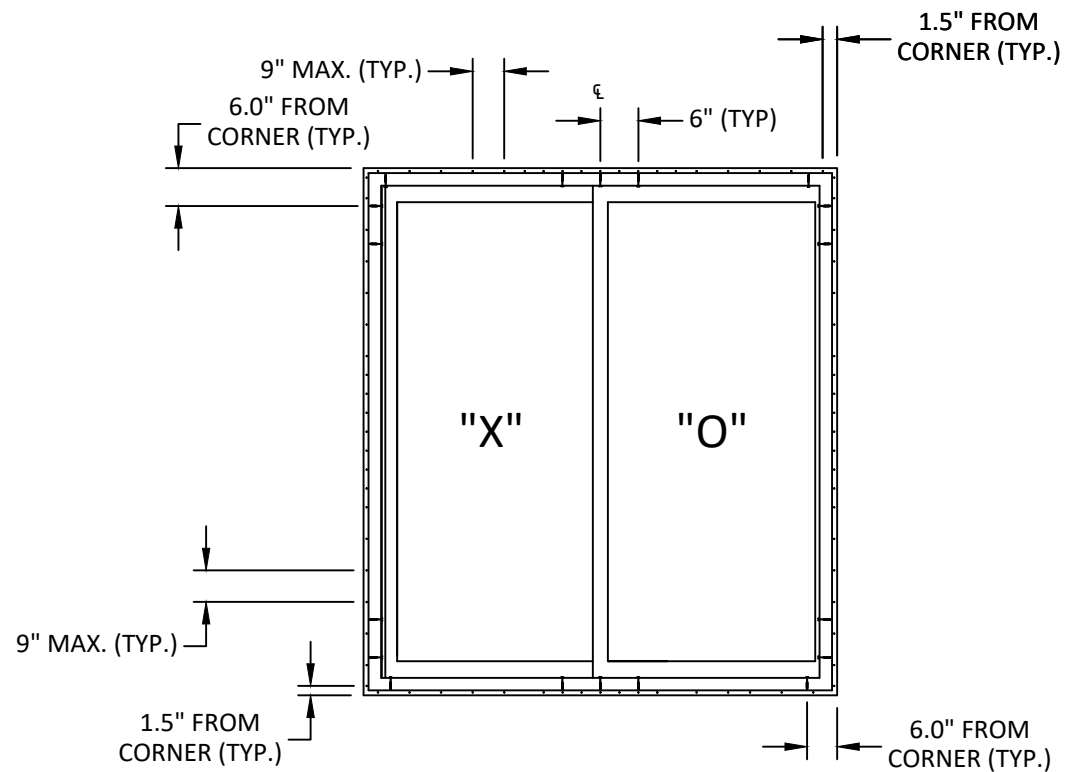
SHEET:
1
OF 6



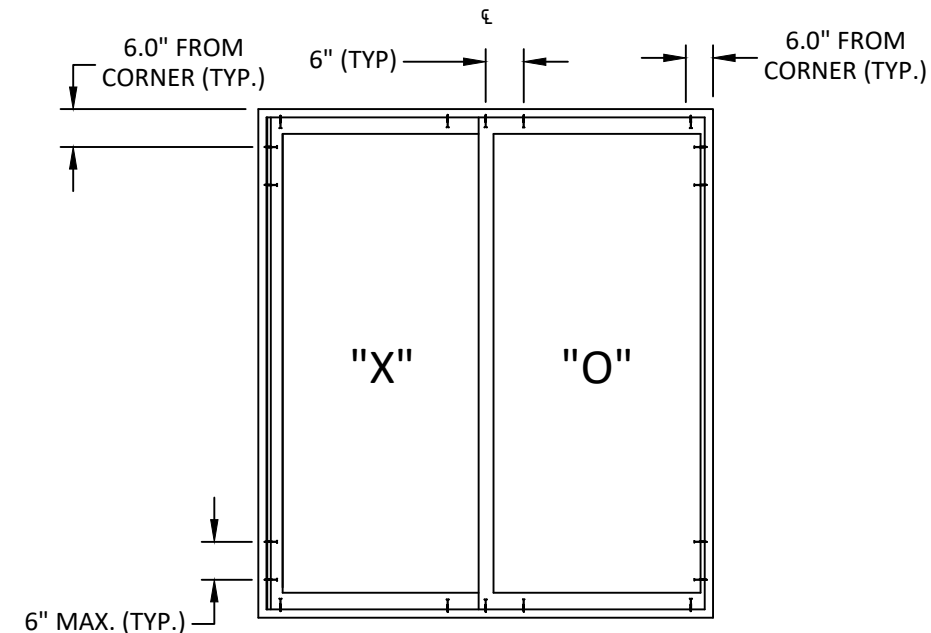
ELEVATION



ELEVATION



**ANCHOR LAYOUT
NAIL FIN**



**ANCHOR LAYOUT
THROUGH FRAME**

TITLE: 70 SERIES/V3 SERIES/(5800)
GLIDING PATIO DOORS
(HVHZ)/(IMPACT)

ELEVATIONS & ANCHOR LAYOUTS


PREPARED BY:

BUILDING DROPS, INC.
398 E. DANIA BEACH BLVD., STE. 338
DANIA BEACH, FL 33004
PH: (954)399-8478
FAX: (954)744-4738
WEB: www.buildingdrops.com



REMARKS	BY	DATE
6TH FBC EDITION	FM	10/17
7TH FBC EDITION	LH	10/20

THE INSTALLATION DETAILS DESCRIBED HEREIN ARE GENERIC AND MAY NOT REFLECT ACTUAL CONDITIONS FOR A SPECIFIC SITE. IF SITE CONDITIONS CAUSE INSTALLATION TO DEVIATE FROM THE REQUIREMENTS DETAILED HEREIN, A LICENSED ENGINEER OR ARCHITECT SHALL PREPARE SITE SPECIFIC DOCUMENTS FOR USE WITH THIS DOCUMENT.



FL #: **FL 14998**

DATE: **09.28.17**

DWG. BY: **CL** CHK. BY: **HFN**

SCALE: **NTS**

DWG. #: **SWD040**

SHEET:

TITLE: 70 SERIES/V3 SERIES/(5800)
GLIDING PATIO DOORS
(HVHZ)/(IMPACT)


VERTICAL SECTIONS

PREPARED BY:
BUILDING DROPS, INC.
398 E. DANIA BEACH BLVD., STE. 338
DANIA BEACH, FL 33004
PH: (954)399-8478
FAX: (954)744-4738
WEB: www.buildingdrops.com

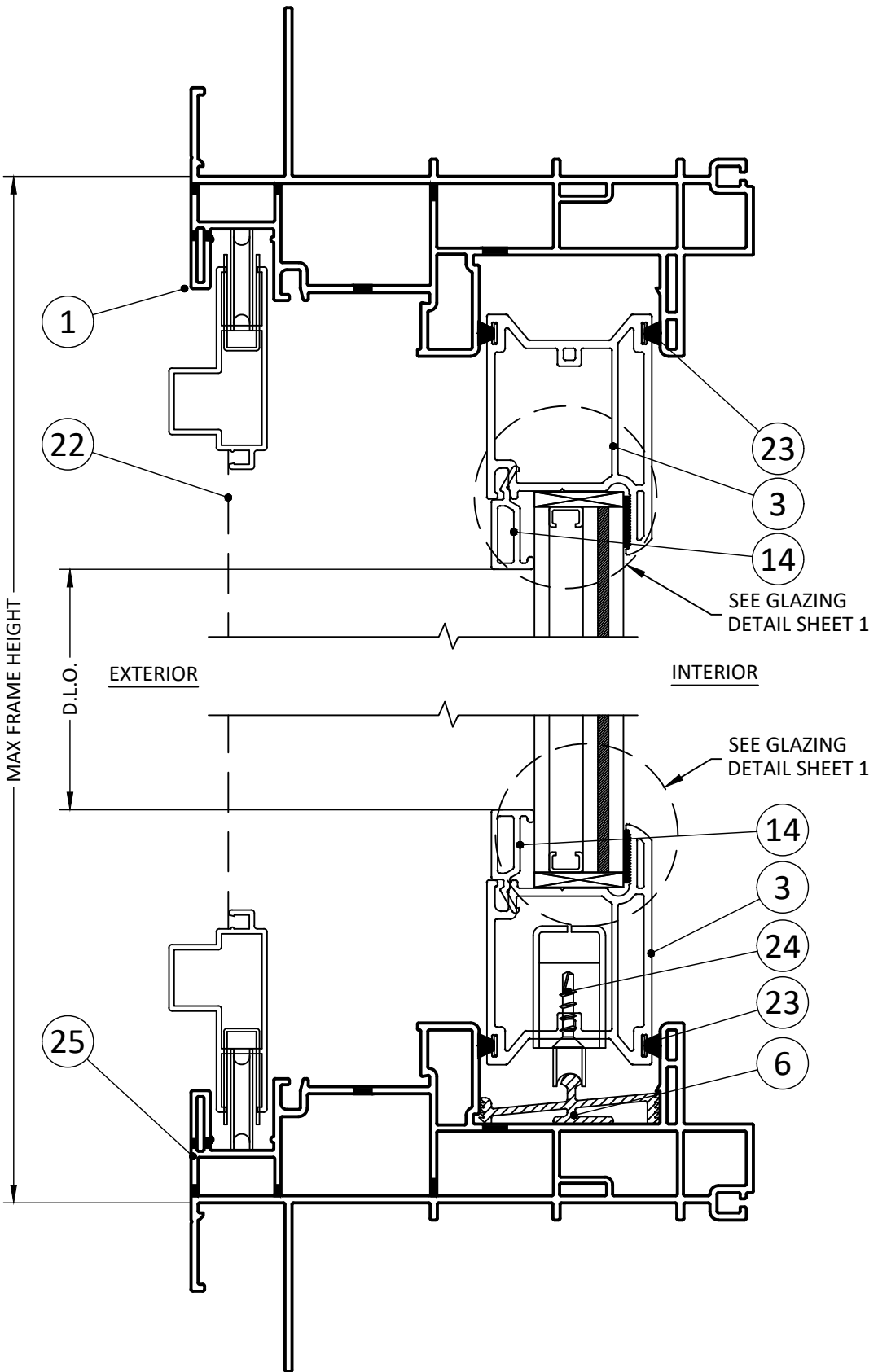


REMARKS	BY	DATE
6TH FBC EDITION	FM	10/17
7TH FBC EDITION	LH	10/20

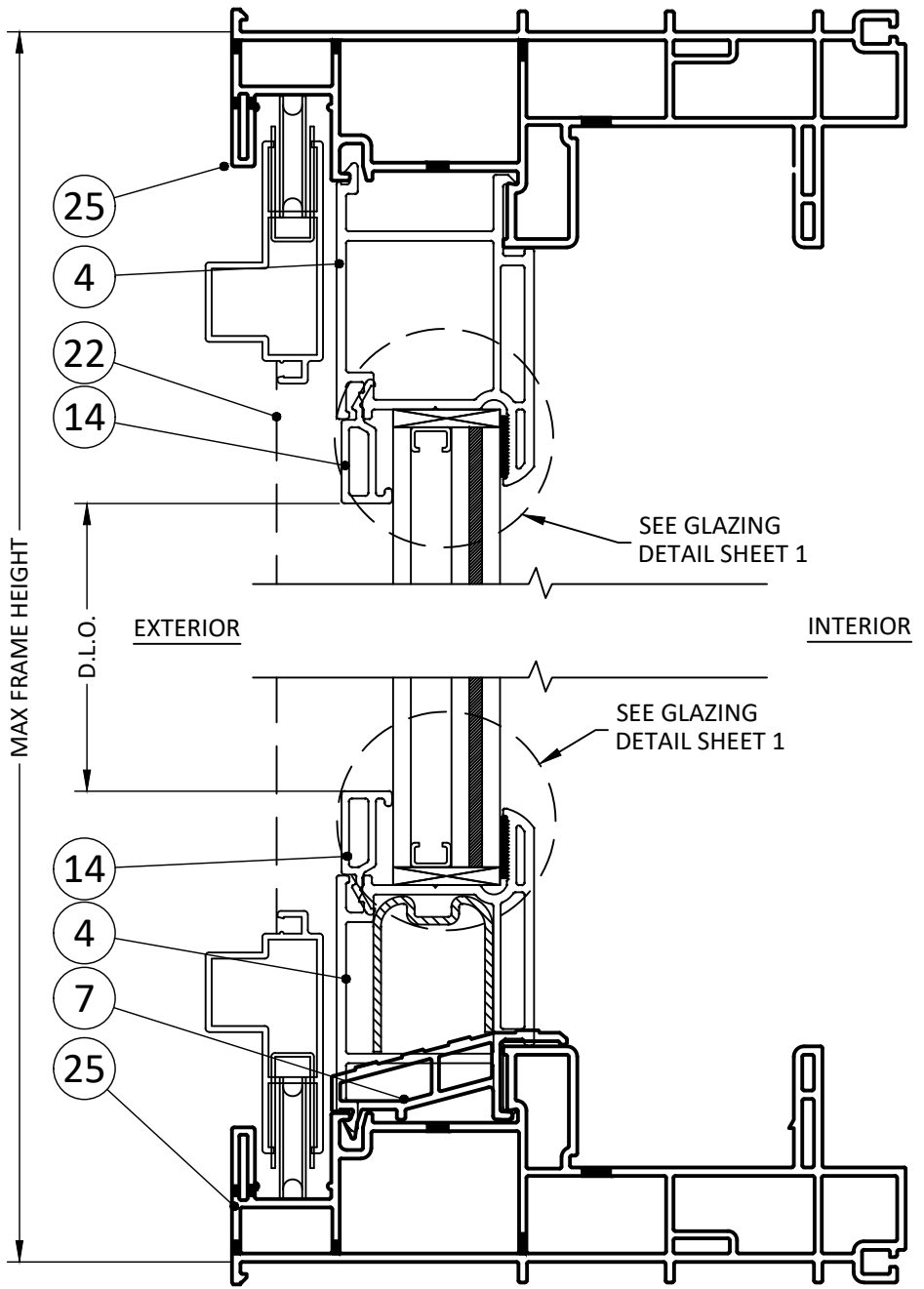
THE INSTALLATION DETAILS DESCRIBED HEREIN ARE GENERIC AND MAY NOT REFLECT ACTUAL CONDITIONS FOR A SPECIFIC SITE. IF SITE CONDITIONS CAUSE INSTALLATION TO DEVIATE FROM THE REQUIREMENTS DETAILED HEREIN, A LICENSED ENGINEER OR ARCHITECT SHALL PREPARE SITE SPECIFIC DOCUMENTS FOR USE WITH THIS DOCUMENT.



FL #:	FL 14998
DATE:	09.28.17
DWG. BY:	CL
CHK. BY:	HFN
SCALE:	NTS
DWG. #:	SWD040
SHEET:	3



A
4 VERTICAL SECTION
NAIL FIN



B
4 VERTICAL SECTION
THROUGH FRAME

TITLE: 70 SERIES/V3 SERIES/(5800)
GLIDING PATIO DOORS
(HVHZ)/(IMPACT)

HORIZONTAL SECTIONS


PREPARED BY:

BUILDING DROPS, INC.
398 E. DANIA BEACH BLVD., STE. 338
DANIA BEACH, FL 33004
PH: (954)399-8478
FAX: (954)744-4738
WEB: www.buildingdrops.com



REMARKS	BY	DATE
6TH FBC EDITION	FM	10/17
7TH FBC EDITION	LH	10/20

THE INSTALLATION DETAILS DESCRIBED HEREIN ARE GENERIC AND MAY NOT REFLECT ACTUAL CONDITIONS FOR A SPECIFIC SITE. IF SITE CONDITIONS CAUSE INSTALLATION TO DEVIATE FROM THE REQUIREMENTS DETAILED HEREIN, A LICENSED ENGINEER OR ARCHITECT SHALL PREPARE SITE SPECIFIC DOCUMENTS FOR USE WITH THIS DOCUMENT.



FL #: **FL 14998**

DATE: **09.28.17**

DWG. BY: **CL** CHK. BY: **HFN**

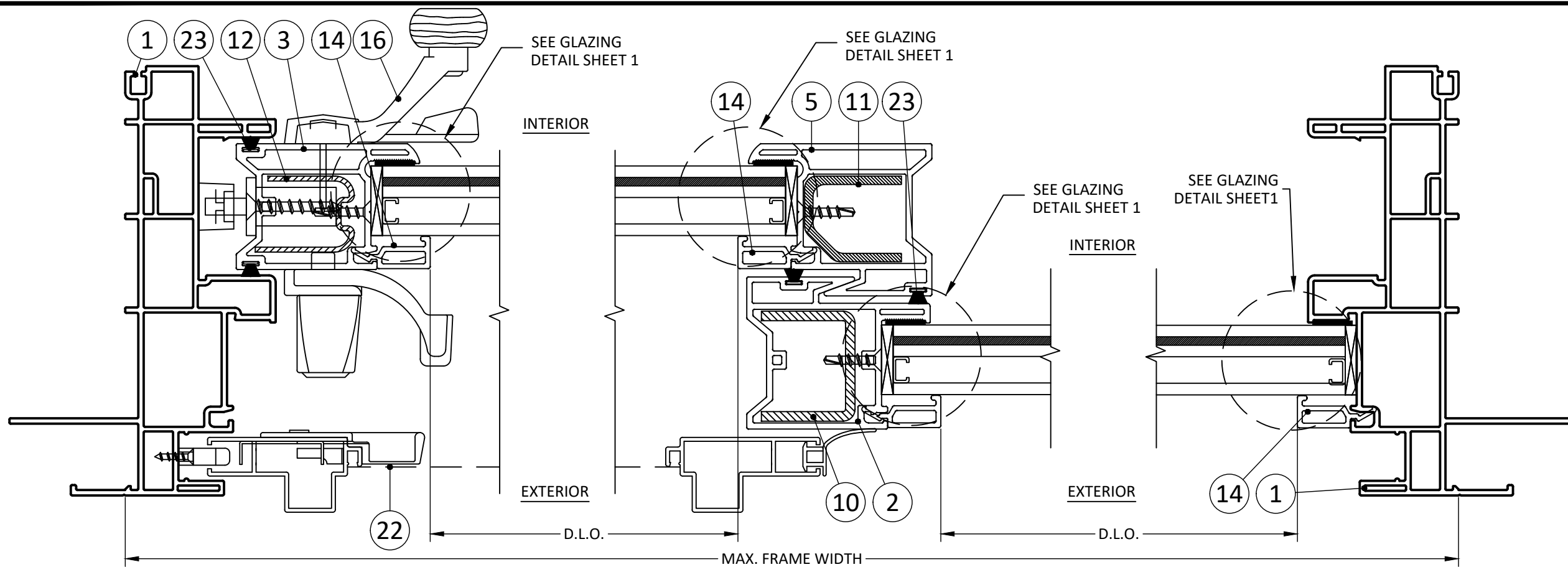
SCALE: **NTS**

DWG. #: **SWD040**

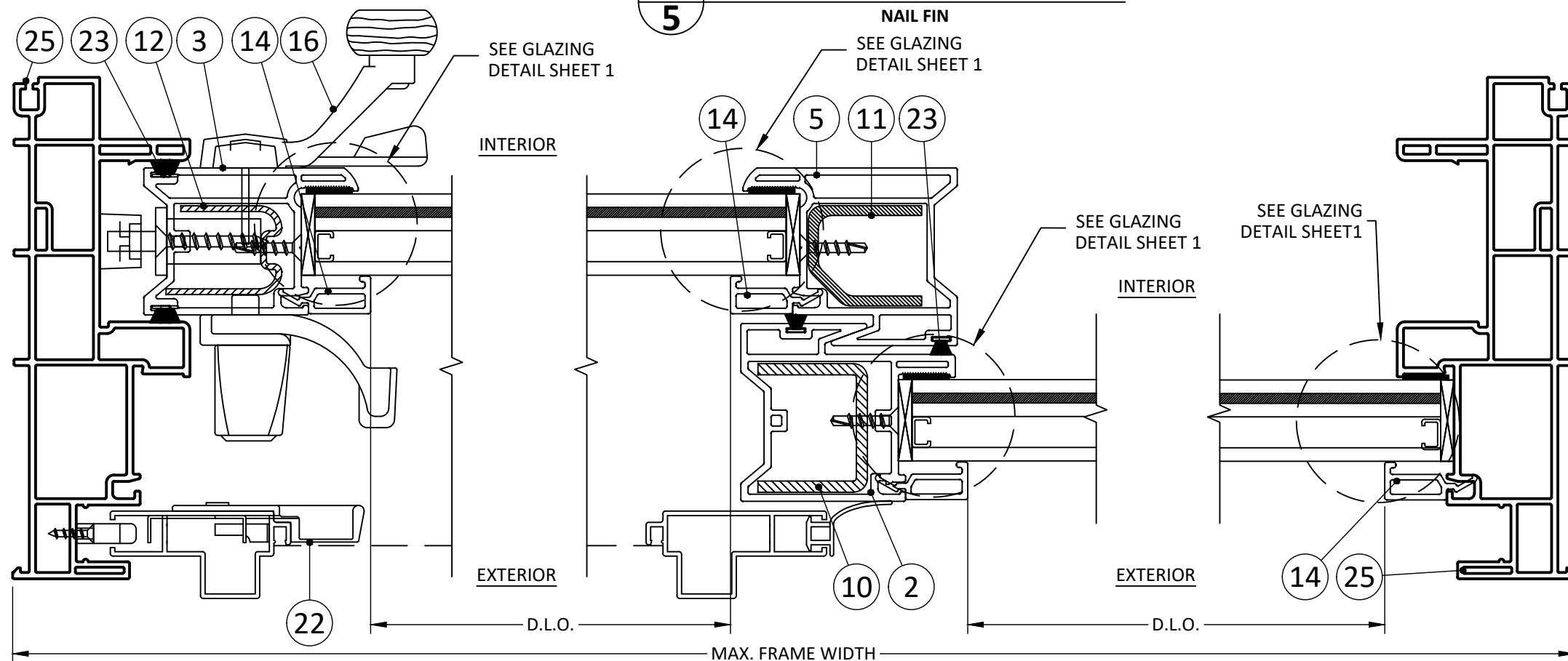
SHEET:

4

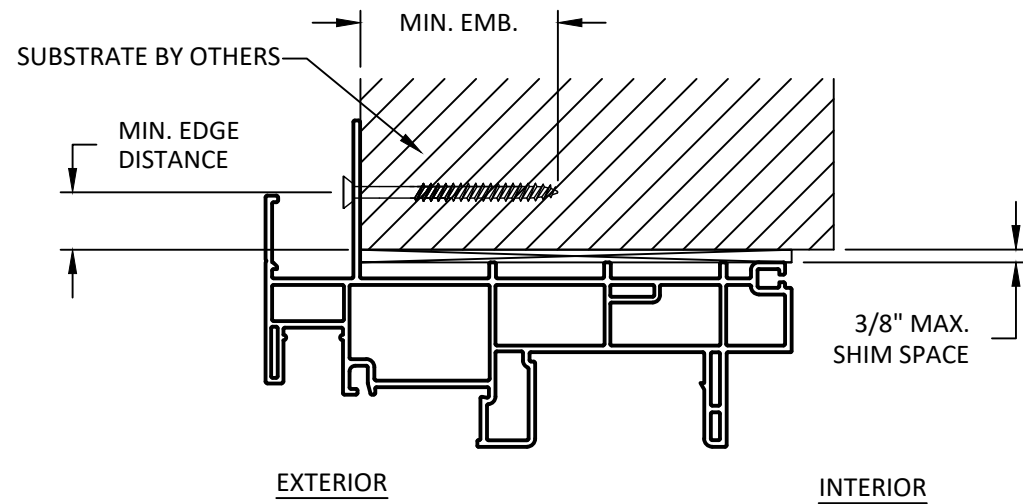
OF 6



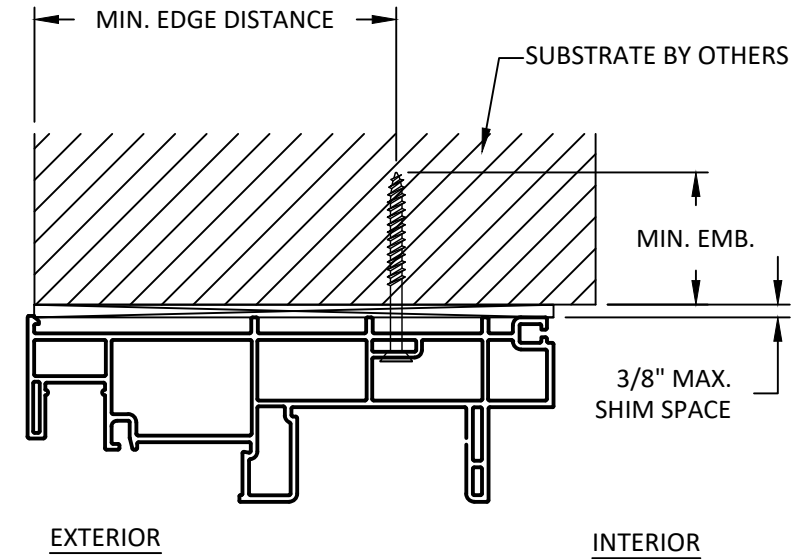
A
5 HORIZONTAL SECTION



B
5 HORIZONTAL SECTION THROUGH FRAME



A
5 ANCHOR DETAIL
NAIL FIN (HEAD)



B
5 ANCHOR DETAIL
THROUGH FRAME (HEAD)

NOTE:
SILL AND JAMB HAVE
SIMILAR DETAILS

INSTALLATION NOTES

- ONE (1) INSTALLATION ANCHOR IS REQUIRED AT EACH ANCHOR LOCATION SHOWN.
- THE NUMBER OF INSTALLATION ANCHORS DEPICTED IS THE MINIMUM NUMBER OF ANCHORS TO BE USED FOR PRODUCT INSTALLATION OF THE MAXIMUM SIZE LISTED.
- INSTALL INDIVIDUAL INSTALLATION ANCHORS WITHIN A TOLERANCE OF ± 1.000 INCH THE DEPICTED LOCATION & SPACING IN THE ANCHOR LAYOUT DETAILS (I.E., WITHOUT CONSIDERATION OF TOLERANCES). TOLERANCES ARE NOT CUMULATIVE FROM ONE INSTALLATION ANCHOR TO THE NEXT.
- SHIM AS REQUIRED AT EACH INSTALLATION ANCHOR WITH LOAD BEARING SHIM(S). MAXIMUM ALLOWABLE SHIM STACK TO BE 3/8 INCH. SHIM WHERE SPACE OF 1/16 INCH OR GREATER OCCURS. SHIM(S) SHALL BE CONSTRUCTED OF HIGH DENSITY PLASTIC OR BETTER.
- MINIMUM EMBEDMENT AND EDGE DISTANCE EXCLUDE WALL FINISHES, INCLUDING BUT NOT LIMITED TO STUCCO, FOAM, BRICK VENEER, AND SIDING.
- INSTALLATION ANCHORS AND ASSOCIATED HARDWARE MUST BE MADE OF CORROSION RESISTANT MATERIAL OR HAVE A CORROSION RESISTANT COATING.
- FOR MASONRY OR CONCRETE OPENINGS, A 1X WOOD BUCK MAY BE USED (OPTIONAL) AS LONG AS THE MINIMUM EMBEDMENT AND EDGE DISTANCE REQUIREMENTS ARE STILL MET WITHIN THE CORRESPONDING HOST SUBSTRATE. SEE GENERAL NOTE #3 ON SHEET 1 FOR MORE INFORMATION.
- FOR HOLLOW BLOCK AND GROUT FILLED BLOCK, DO NOT INSTALL INSTALLATION ANCHORS INTO MORTAR JOINTS. EDGE DISTANCE IS MEASURED FROM FREE EDGE OF BLOCK OR EDGE OF MORTAR JOINT INTO FACE SHELL OF BLOCK.
- INSTALLATION ANCHORS SHALL BE INSTALLED IN ACCORDANCE WITH ANCHOR MANUFACTURER'S INSTALLATION INSTRUCTIONS, AND ANCHORS SHALL NOT BE USED IN SUBSTRATES WITH STRENGTHS LESS THAN THE MINIMUM STRENGTH SPECIFIED BY THE ANCHOR MANUFACTURER.

ANCHOR SCHEDULE				
METHOD	SUBSTRATE	ANCHOR SCHEDULE	MIN EMBEDMENT	MIN. EDGE DISTANCE
THROUGH FRAME & STRAP ANCHOR	WOOD: MIN. SG = 0.55	#10 WOOD SCREW	1.5"	0.75"
	METAL: 18 GAUGE Steel, MIN. Fy = 33KSI	#14 TEK SCREW	3 THREADS MIN PENETRATION BEYOND METAL	0.75"
	CONCRETE: f _c =2000PSI	1/4" ITW TAPCON	1.75"	2.5"
	MASONRY: CMU per ASTM C90	1/4" ITW TAPCON	1.75"	2.5"
NAIL FIN	WOOD: MIN. SG = 0.55	#8 WOOD SCREW	1.5"	0.75"
	METAL: 18 GAUGE Steel, MIN. Fy = 33KSI	#8 TEK SCREW	3 THREADS MIN PENETRATION BEYOND METAL	0.75"

AMERICAN CRAFTSMAN WINDOWS
SILVER LINE WINDOWS AND DOORS

ONE SILVERLINE DRIVE
NORTH BRUNSWICK, NJ 08902
PH: (888)-741-0354


TITLE: 70 SERIES/V3 SERIES/(5800)
GLIDING PATIO DOORS
(HVHZ)/(IMPACT)
ANCHOR DETAIL & SCHEDULE &
INSTALLATION NOTES

PREPARED BY:
BUILDING DROPS, INC.
398 E. DANIA BEACH BLVD., STE. 338
DANIA BEACH, FL 33004
PH: (954) 399-8478
FAX: (954) 44-4738
WEB: www.buildingdrops.com



REMARKS	BY	DATE
6TH FBC EDITION	FM	10/17
7TH FBC EDITION	LH	10/20

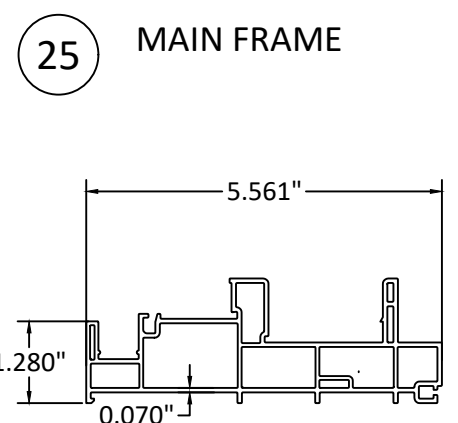
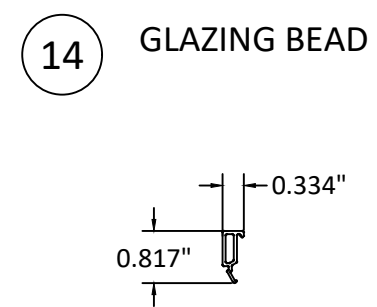
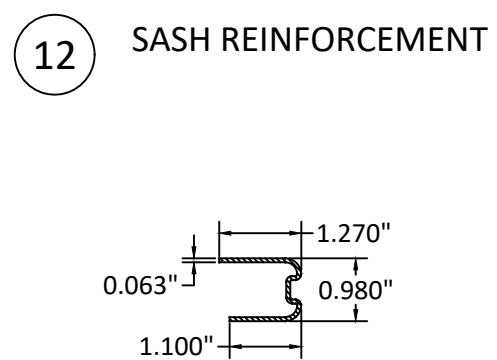
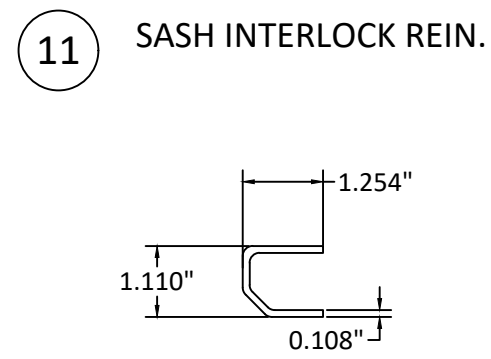
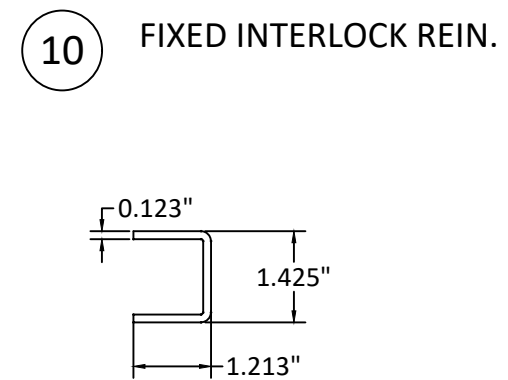
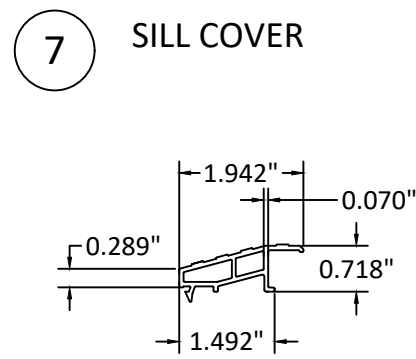
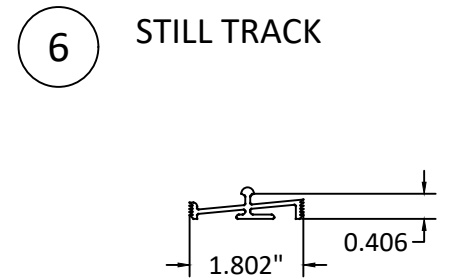
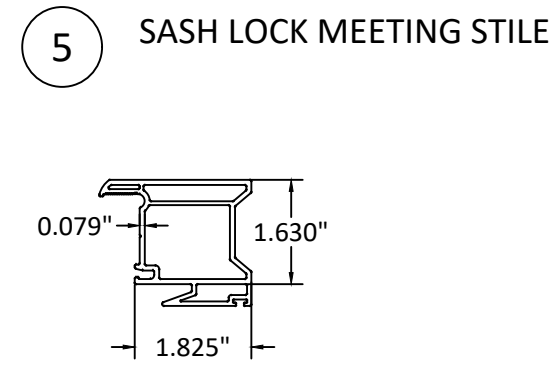
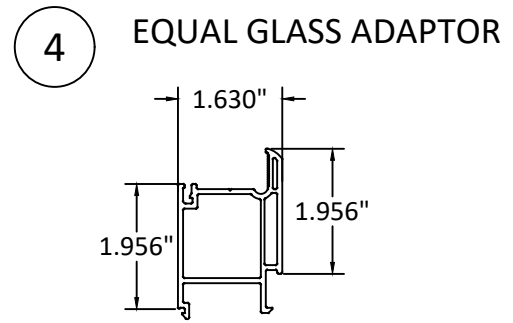
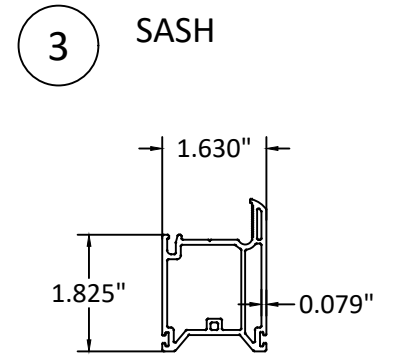
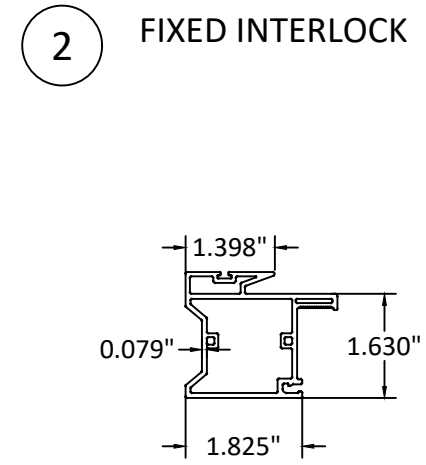
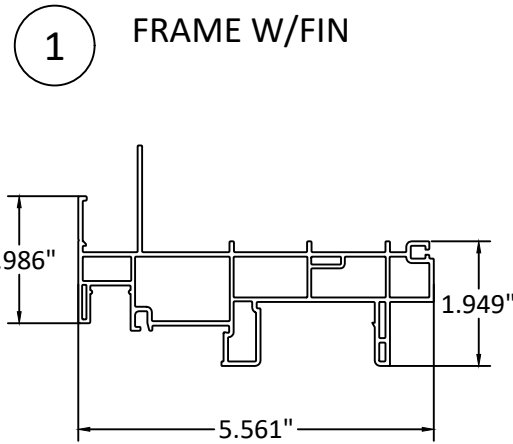
THE INSTALLATION DETAILS DESCRIBED HEREIN ARE GENERIC AND MAY NOT REFLECT ACTUAL CONDITIONS FOR A SPECIFIC SITE. IF SITE CONDITIONS CAUSE INSTALLATION TO DEVIATE FROM THE REQUIREMENTS DETAILED HEREIN, A LICENSED ENGINEER OR ARCHITECT SHALL PREPARE SITE SPECIFIC DOCUMENTS FOR USE WITH THIS DOCUMENT.



FL #:	FL 14998
DATE:	09.28.17
DWG. BY:	CL
CHK. BY:	HFN
SCALE:	NTS
DWG. #:	SWD040
SHEET:	5

BILL OF MATERIALS

NO.	PART NUMBER	DESCRIPTION	MATERIAL
1	#5851	FRAME W/FIN	PVC
2	#5807	FIXED INTERLOCK	PVC
3	#5804	SASH	PVC
4	#5811	EQUAL GLASS ADAPTOR	PVC
5	#5508	SASH LOCK MEETING STILE	PVC
6	#5824	STILL TRACK	ALUMINUM
7	#5822	SILL COVER	PVC
10	#5836	FIXED INTERLOCK REINFORCEMENT	STEEL
11	#5835	SASH INTERLOCK REINFORCEMENT	STEEL
12	#5816	SASH REINFORCEMENT	STEEL
13	-	GLAZING SPACER STEEL INTERCEPT	ALUMINUM
14	#5817	GLAZING BEAD	PVC
16	#2468-84	SASH CONTROL DUAL POINT LOCK	STEEL
17	-	GLAZING COMPOUND	SILICONE
22	-	DOOR SCREEN	-
23	-	WEATHERSTRIP PILE (ULTRAFAB)	-
24	-	ROLLER ASSAMBLY	-
25	#5852	FRAME	PVC



AMERICAN CRAFTSMAN WINDOWS
SILVER LINE WINDOWS AND DOORS

ONE SILVERLINE DRIVE
NORTH BRUNSWICK, NJ 08902
PH: (888)-741-0354

TITLE: 70 SERIES/V3 SERIES/(5800)
GLIDING PATIO DOORS
(HVHZ)/(IMPACT)


COMPONENTS AND BILL OF MATERIALS
PREPARED BY:

BUILDING DROPS, INC.
398 E. DANIA BEACH BLVD., STE. 338
DANIA BEACH, FL 33004
PH: (954) 399-8478
FAX: (954) 744-4738
WEB: www.buildingdrops.com



REMARKS	BY	DATE
6TH FBC EDITION	FM	10/17
7TH FBC EDITION	LH	10/20

THE INSTALLATION DETAILS DESCRIBED HEREIN ARE
GENERIC AND MAY NOT REFLECT ACTUAL
CONDITIONS FOR A SPECIFIC SITE. IF SITE
CONDITIONS CAUSE INSTALLATION TO DEVIATE
FROM THE REQUIREMENTS DETAILED HEREIN, A
LICENSED ENGINEER OR ARCHITECT SHALL
PREPARE SITE SPECIFIC DOCUMENTS FOR USE
WITH THIS DOCUMENT.



HERMES F. MORERO, P.E.
FLORIDA P.E. No. 73778
BUILDING DROPS, INC.
398 E. DANIA BEACH BLVD. # 338
DANIA BEACH, FL 33004
FBPE CERT. OF AUTHORIZATION No. 29578

FL #:	FL 14998
DATE:	09.28.17
DWG. BY:	CL
CHK. BY:	HFN
SCALE:	NTS
DWG. #:	SWD040
SHEET:	6
	OF 6